




30° BELT MERGE CONVEYOR

Generalities

They are suitable for the introduction to 30 ° in transport collector, of individualized products (boxes, containers, packages) with a flat and resistant base, free of protruding elements in the lower part. They allow high speeds with frequent accelerations and stops, at controlled speed.

Technical data

Frame and adjustable legs made of aluminum profile. PVC belts/fabric, with manual and individual tensioning system of each arm, self-guided system and galvanized sheet sliding surface.



Technical characteristics	Minimum/ Maximum (Also available in different measures)
Product morphology	Regular and irregular (Not spherical or cylindrical)
Product measures	150 x 150 x 10 / 1.200 x 800 x 800 mm
Product weight	100 gr. / 80 Kg.
Conveyor speed	10 / 180 m./min.
Useful width	150 / 1.000 mm
Transport length	300 - 1.700 mm
Drive power	0,25 KW / 2,2 KW
Driving	Gearmotor
Motorization	Fairing. Lower back location
Noise level	< 65 dB